




# Laser Cut Sheet products




19 Hole Rectangular  
GBC® Punch




43 Hole Spiral Punch




11 Hole Punch-Velo




5 Hole Punch




2 Hole Punch




Letter Edge® Perf  
Creates  
Two 5 1/2" Forms




Two Letter Edge® Perfs  
Create  
Three 3 2/3" Forms




Letter Edge® Perf  
at  
3 2/3" from Bottom




Letter Edge® Perf  
at  
3 1/2" from Bottom



Letter Edge® Perf  
at  
3" from Bottom



Letter Edge® Perf  
at  
1/2" from Left



Letter Edge® Perf  
at  
5/8" from Left

